

## 405th ODST EMBLEM // FULL LOGO

\* DO NOT MODIFY \*

## FULL REGIMENT FAMILY



## 405th ODST EMBLEM IDENTITY & USAGE GUIDELINES



405th ODST EMBLEM // FULL LOGO

\* DO NOT MODIFY \*



PANTONE



PMS 5473 C



PMS NEUTRAL  
BLACK C

CMYK



C-90  
M-40  
Y-55  
K-20



C-0  
M-0  
Y-0  
K-85

RGB/#



R-25  
G-25  
B-100  
#196464



R-30  
G-30  
B-30  
#1E1E1E



405th ODST EMBLEM // VERTICAL LOCKUP W/ REVERSE


\* DO NOT MODIFY \*



2 COLOR



1 COLOR



1 COLOR REVERSE





405th ODST EMBLEM // HORIZONTAL LOCKUP W/ REVERSE

\* DO NOT MODIFY \*



## 405th ODST EMBLEM // ELEMENTS

\* DO NOT MODIFY \*



## GUIDELINES FOR USING THE OFFICIAL 405<sup>TH</sup> LOGO

### MODIFICATION

Do not modify the official brand lockups. We have provided vector art for the icons which comprise these lockups. These lockups represent the official 405th brand and should not be altered or recolored in any way.

### SCALING

Should you need to enlarge or reduce the size of the 405th lockups or iconography, please scale them proportionately (1:1). Do not distort the shape of the logo lockups or icons.

### CLEARANCE

When placing the official 405th lockups, please refer to the size of the inner/smaller hexagon dimensions for padding around the logo. All other artwork, text, and document edges should be at least that distance from the border of the lockup.



### BEBAS

ABCDEFGHIJKLMNOPQRSTUVWXYZ

1234567890

### BAKSHEESH

ABCDEFGHIJKLMNOPQRSTUVWXYZ

abcdefghijklmnopqrstuvwxyz

1234567890

ABCDEFGHIJKLMNOPQRSTUVWXYZ

abcdefghijklmnopqrstuvwxyz

1234567890

ABCDEFGHIJKLMNOPQRSTUVWXYZ

abcdefghijklmnopqrstuvwxyz

1234567890

**405th INFANTRY DIVISION // FULL LOGO**

\* DO NOT MODIFY \*



405th INFANTRY DIVISION // FULL LOGO (REVERSE)

\* DO NOT MODIFY \*



**405<sup>TH</sup>** INFANTRY  
DIVISION

3-COLOR



2-COLOR



1-COLOR





3-COLOR



2-COLOR



1-COLOR



3-COLOR



2-COLOR



1-COLOR



3-COLOR



**405<sup>TH</sup>** INFANTRY  
DIVISION  
BUILD YOUR CHARACTER

2-COLOR



**405<sup>TH</sup>** INFANTRY  
DIVISION  
BUILD YOUR CHARACTER

1-COLOR



**405<sup>TH</sup>** INFANTRY  
DIVISION  
BUILD YOUR CHARACTER

405th INFANTRY DIVISION // EMBLEM/ICON





# 405th INFANTRY DIVISION // ELEMENTS



# 405th INFANTRY DIVISION // ELEMENTS (REVERSE)



	RGB	BINHEX	CMYK	PANTONE
	255, 255, 255	#FFFFFF	0, 0, 0, 0	N/A
	100, 200, 230	#64C8E6	50, 0, 5, 0	305 C
	25, 100, 100	#196464	90, 40, 55, 20	5473 C
	30, 30, 30	#1E1E1E	0, 0, 0, 85	Neutral Black C

## BEBAS

ABCDEFGHIJKLMN**OP**QRSTUVWXYZ  
1234567890

## BAKSHEESH

ABCDEFGHIJKLMN**OP**QRSTUVWXYZ  
abcdefghijklmno**pqr**stuvwxyz  
1234567890  
ABCDEFGHIJKLMN**OP**QRSTUVWXYZ  
abcdefghijklmno**pqr**stuvwxyz  
1234567890

# GUIDELINES FOR USING THE OFFICIAL 405<sup>TH</sup> LOGO

## MODIFICATION

Do not modify the official brand lockups. We have provided vector art for the icons which comprise these lockups. These lockups represent the official 405th brand and should not be altered or recolored in any way.

## SCALING

Should you need to enlarge or reduce the size of the 405th lockups or iconography, please scale them proportionately (1:1). Do not distort the shape of the logo lockups or icons.

## CLEARANCE

When placing the official 405th lockups, please refer to the size of the inner/smaller hexagon dimensions for padding around the logo. All other artwork, text, and document edges should be at least that distance from the border of the lockup.

