

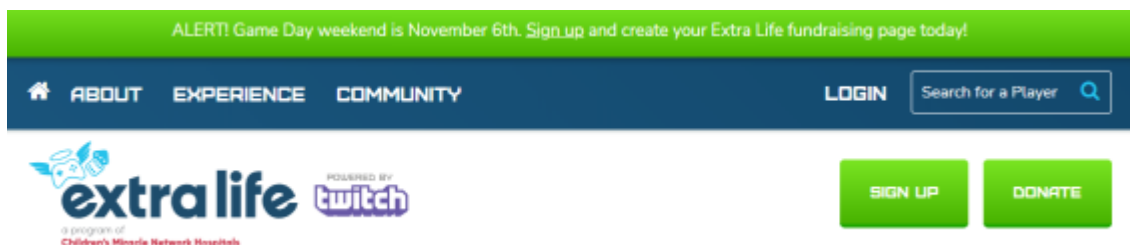


The 405th Infantry Division Extra Life Team

Joining our Extra Life Team is a simple process to make raising funds for children's hospitals as painless as possible! Using the following guide you'll have your own fundraising page which you can freely share through social media as well as a connection to the 405th Infantry Division main account which helps everyone see and share progress towards our goals together!


Getting Started

Most importantly you will need to navigate to <https://www.extra-life.org/> in your browser of choice to create your profile. The top of the page should look similar to the image below. If you already have an account you are able to join a team but for the purpose of a step by step guide, we're selecting SIGN UP to create a new account. Changing teams is covered later on in this FAQ.



At this point we need to create our user profile which includes a name and an email address. The name can be either a pseudonym such as a forum account name if you do not want to publicly share your identity but your email address must be accessible by you in case of password loss.

Get Started

**BEEN HERE BEFORE?**
Login to your account to prefill the fields below with your information.

Name*

First Name

Last Name


Email Address*

[Privacy](#)

Create Password*

After you've decided on your publicly visible name you must select your participation type. At any point this may be changed and adapted as needed. To join the 405th Infantry Division Team however you must select "Join a Team".

Registration Type

Participant Type*  Extra Life Classic [Change](#)
Signing up for Extra Life as a Classic Participant is completely free and still lets you unlock digital incentives from our community partners.


Role* Individual

Join a Team


Create a Team

In the search box type "405th" or "405th Infantry Division" to find our Team. If you've found the team correctly the Team name and emblem should display with in the Team box on the Registration type page.

Registration Type

Participant Type*  Extra Life Classic [Change](#)
Signing up for Extra Life as a Classic Participant is completely free and still lets you unlock digital incentives from our community partners.

Role* Join a Team [Change](#)

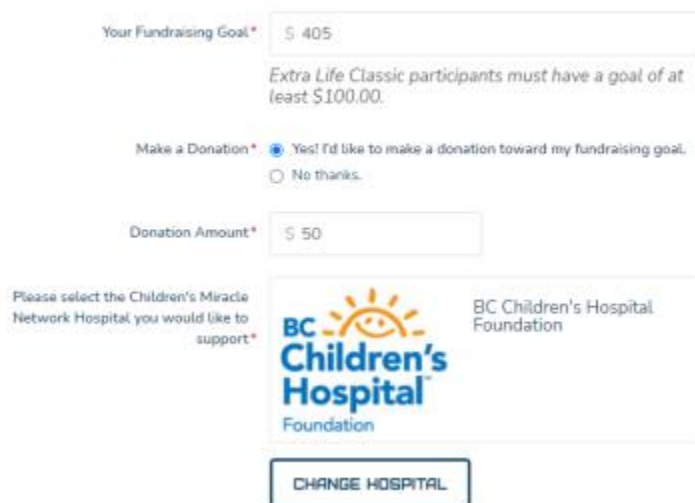
Team*  405th Infantry Division [CHANGE](#)

Finally you get to select your Fundraising goals and targets. The goal you set is customizable but we highly recommend \$405 because numbers are fun and it's a considerable donation to whichever hospital you choose to support! You may also at this point make a donation of your own but it is not

required. Division Staff would like to make it perfectly clear that participating in the stream events and donating your time and expertise is plenty to offer to this cause but if you are financially stable and can make a donation then supporting children's hospitals is a noble goal.

Lastly a Children's Miracle Network Hospital must be selected for you to support. The main hospital that the 405th Infantry Division is supporting for Extra Life 2021 is the Renown Children's Hospital in Reno Nevada. Each Regiment and Battalion can also support a hospital within their region to pool donations from the 405th so please ask your Regiment and Battalion Staff if they have selected a hospital to support!


Registration Details



The registration form includes the following fields and options:

- Your Fundraising Goal ***: A text input field containing "\$ 405". Below it, a note states: "Extra Life Classic participants must have a goal of at least \$100.00."
- Make a Donation ***: Two radio button options. The first is selected and labeled "Yes! I'd like to make a donation toward my fundraising goal." The second is labeled "No thanks."
- Donation Amount ***: A text input field containing "\$ 50".
- Please select the Children's Miracle Network Hospital you would like to support ***: A dropdown menu showing "BC Children's Hospital Foundation" with its logo. Below the dropdown is a button labeled "CHANGE HOSPITAL".

And that's it! You've registered to join in on the fundraising efforts and stream day! Linking your Facebook and Twitter allows you to easily share your progress towards your personal goal as well as the progress of our Team. To add these integrations on the Extra Life page header click "Your Page"



Under the Settings tab you can add either 405thhalo as the Twitch stream that we'll be broadcasting on or if you have your own Twitch channel the 405thhalo account can be hosted when you're on air.

Changing Teams

If you have participated in Extra Life in previous years or just would like to join the 405th Infantry Division's efforts it is only a two-step process to join our Team. First on the page header select your Account on the top right drop down menu. From here you can select a few settings but we're interested in "Team Membership". Click "Edit".

Your Events

EXTRA LIFE 2021

\$50.00 / \$405.00

 Accept donations for your fundraising with a Facebook Fundraiser!
[Create a Facebook Fundraiser](#)

Participant Type

Edit

Participant Type

Extra Life Classic

★ UPGRADE TO PLATINUM ?

Team Membership

Edit

Team

405th Infantry Division

You will then be prompted to join a team and search by the name "405th" or "405th Infantry Division" to find our Team. If you've found the team correctly the Team name and emblem should display with in the Team box.

Change Team Membership

Role *	Join a Team	Change
Team *	<div> 405th Infantry Division</div> <div>CHANGE</div>	

No other changes are needed, it's as easy as that!